





TUBULAR

Item code	86.S001.1431.01
Product type	Indoor
Category	Pendants
Family	TUBULAR

Pictograms




220
240 V




850°

CRI

80



On
Off



IP

20

50000h

L80B10

Scheme

Product	
Real power (W)	7
Real luminous flux (Lm)	630
Luminous efficiency (Lm/W)	90
Beam angle (°)	36
Life time (h)	50000h L80B10
IP	20
Chip Brand	Philip
Control gear	ON-OFF
Colour temperature (K)	4000
Colour consistency (SDCM)	SDCM3
CRI	80



Photometry

